

# Filtro Cell CG

## Minipleat Fiberglass Panel Filter



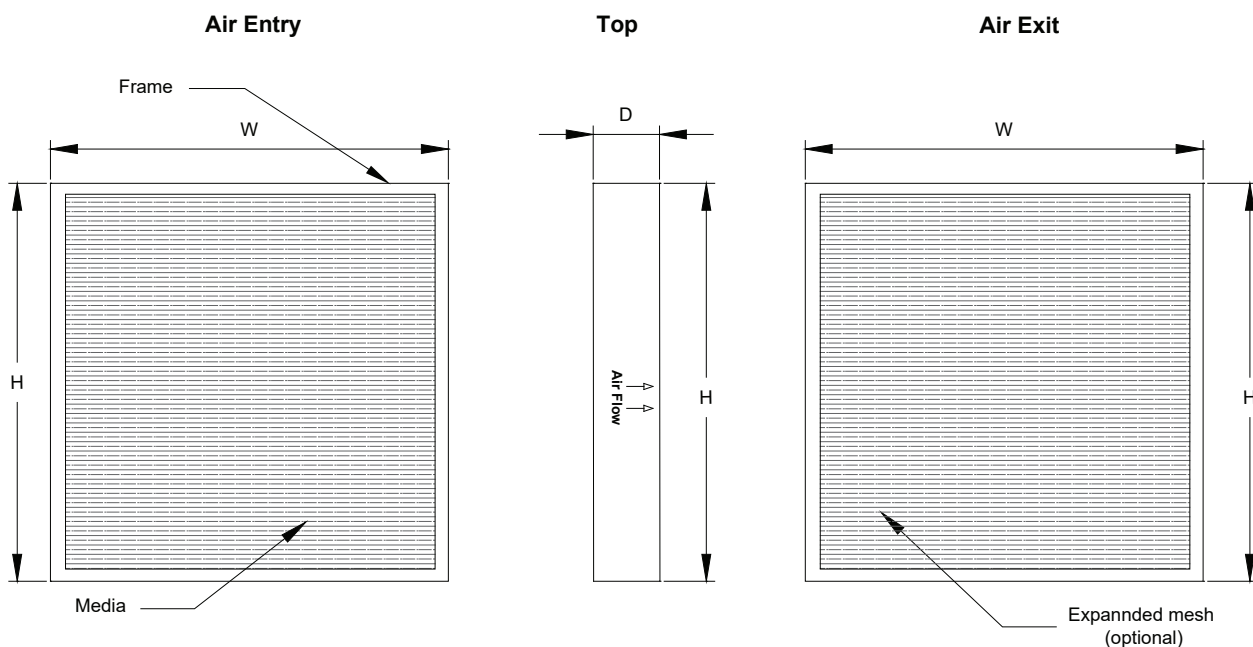
### Key Features

- Large filter surface
  - Self-supporting and rigid
  - High quality glass fiber
  - Long service life
  - Easy installation
  - Small transport volume
  - Low pressure drop
  - Simple and light weight
  - **UL Listed**
- ▼ **Filter Standard** ASHRAE 52.2 / EN779 / ISO 16890
  - ▼ **Frame Type** Cardboard / Galvanized metal / Plastic / Al
  - ▼ **Header Style** No header\* / Single header (up on request)
  - ▼ **Media** Glass fiber
  - ▼ **Seperator** Hotmelt
  - ▼ **Sealing component** Polyurethane
  - ▼ **Efficiency** M6 to F9 / MERV11 to MERV15
  - ▼ **Max. Operating Temperature** 80°C / 176°F
  - ▼ **Final Pressure Drop** 450 Pa / 1.8" WG
  - ▼ **Gasket** Without (available on request)

**Filtro Cell CG** filters are the new generation type high-efficiency mini pleat panel filters available in a wide range of efficiencies from M5 to F9 (MERV11 to MERV15). Filtro Cell CG filters are designed to be used in HVAC installations where the highest degree of air cleanliness is required. The compact design, larger surface area, and low initial resistance made it an Ideal alternative to ordinary bag filters and box-type filters of similar efficiencies.

### Construction

**Filtro Cell CG** is made up of water resistant micro - fine glass fiber filter media, closely pleated and separated by continuous thermo-plastic bead separators. This design accommodates a very large quantity of filter media which offers a longer service life and low pressure drop. The Mini-Pleated media packs are encased in a metal, cardboard or plastic frames. Filters are available with single, double or no header style.

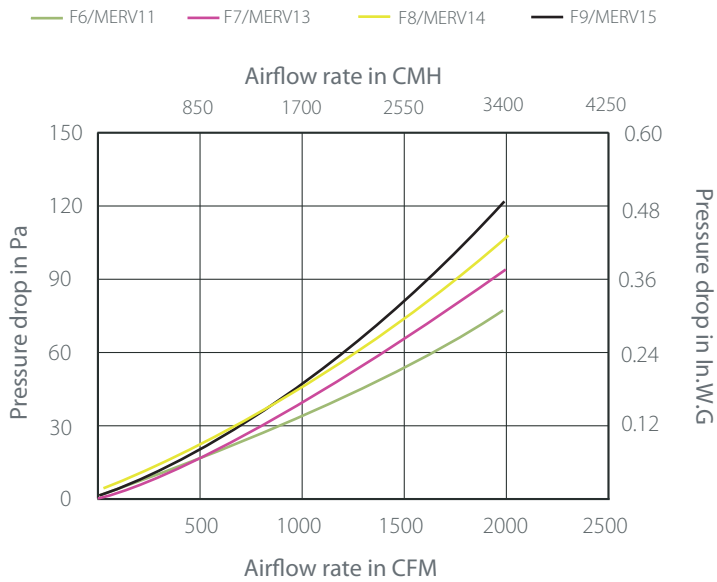




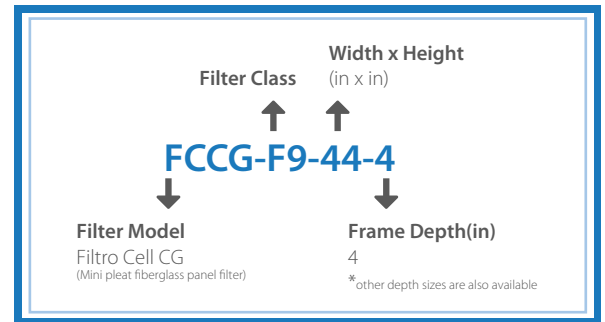
## Performance Data

| Filter Model   | Actual Size (mm) | Nominal Size (in) | AirFlow (CMH/CFM) | Initial Resistance to Airflow (Pa / in.w.g) |                |               |               | Media Area (Sq .M) |
|----------------|------------------|-------------------|-------------------|---|----------------|---------------|---------------|--------------------|
|                |                  |                   |                   | 65%/F6/MERV 11                              | 85%/F7/MERV 13 | 95%/F8/MERV14 | 98%/F9/MERV15 |                    |
| FCCG-EFF*-44-4 | 592x592x98       | 24x24x4           | 3400/2000         | 77/0.3                                      | 92/0.36        | 104/0.47      | 122/0.49      | 10.03              |
| FCCG-EFF*-24-4 | 287x592x98       | 12x24x4           | 1700/1000         | 77/0.3                                      | 92/0.36        | 104/0.47      | 122/0.49      | 4.83               |
| FCCG-EFF*-04-4 | 490x592x98       | 20x24x4           | 2800/1647         | 77/0.3                                      | 92/0.26        | 104/0.47      | 122/0.49      | 8.36               |
| FCCG-EFF*-84-4 | 1200x592x98      | 48x24x4           | 6800/4000         | 77/0.3                                      | 92/0.3         | 104/0.47      | 122/0.49      | 20.44              |
| FCCG-EFF*-44-2 | 592x592x48       | 24x24x2           | 3400/2000         | 102/0.4                                     | 117/0.47       | 129/0.51      | 148/0.59      | 5.2                |
| FCCG-EFF*-24-2 | 287x592x48       | 12x24x2           | 1700/1000         | 102/0.4                                     | 117/0.47       | 129/0.51      | 148/0.59      | 2.51               |
| FCCG-EFF*-04-2 | 490x592x48       | 20x24x2           | 2800/1647         | 102/0.4                                     | 117/0.47       | 129/0.51      | 148/0.59      | 4.27               |
| FCCG-EFF*-84-2 | 1200x592x48      | 48x24x2           | 6800/4000         | 102/0.4                                     | 117/0.47       | 129/0.51      | 148/0.59      | 10.59              |

## Airflow vs Initial Resistance



## Model Details Breakdown



|                            |                                    |
|----------------------------|------------------------------------|
| <b>Frame</b>               | Plastic / Metal / Cardboard        |
| <b>Media</b>               | Micro fine glass fiber             |
| <b>Separator</b>           | Hotmelt                            |
| <b>Sealant</b>             | Polyurethane                       |
| <b>Header</b>              | Box type                           |
| <b>Max.Operating Temp.</b> | 80°C / 176°F                       |
| <b>Colour</b>              | Black & Blue (if plastic)          |
| <b>Nominal Air flow</b>    | 3400 CMH / 2000CFM                 |
| <b>Final pressure drop</b> | 450 Pa / 1.8" WG                   |
| <b>Efficiency standard</b> | ASHRAE 52.2 / EN : 779 / ISO 16890 |

|                        |                                 |
|------------------------|---------------------------------|
| Available upon request | Synthetic media (Filtro Cell C) |
|                        | Additional media efficiency     |
|                        | Expanded mesh support           |
|                        | Bar Support                     |

## Our Group Companies and Global Network



All data are average indicative values with usual manufacturing and testing tolerances. We reserve the right to modify performance data without prior notices due to the constant technical improvement.

© Copyright: Every effort has been made to ensure that the information contained in this publication is accurate at the time of publishing. We assume no responsibility or liability for typographical errors or omissions or for any misinterpretation of the information within the publication and reserves the right to change without notice.

Filtrowin | Fine Filter  
www.filtrowin.com